

PONTEVEDRA, CAPIZ - HSWG Partner Reporting

Recovery Shelter Activities (as of 06-OCT-2014)

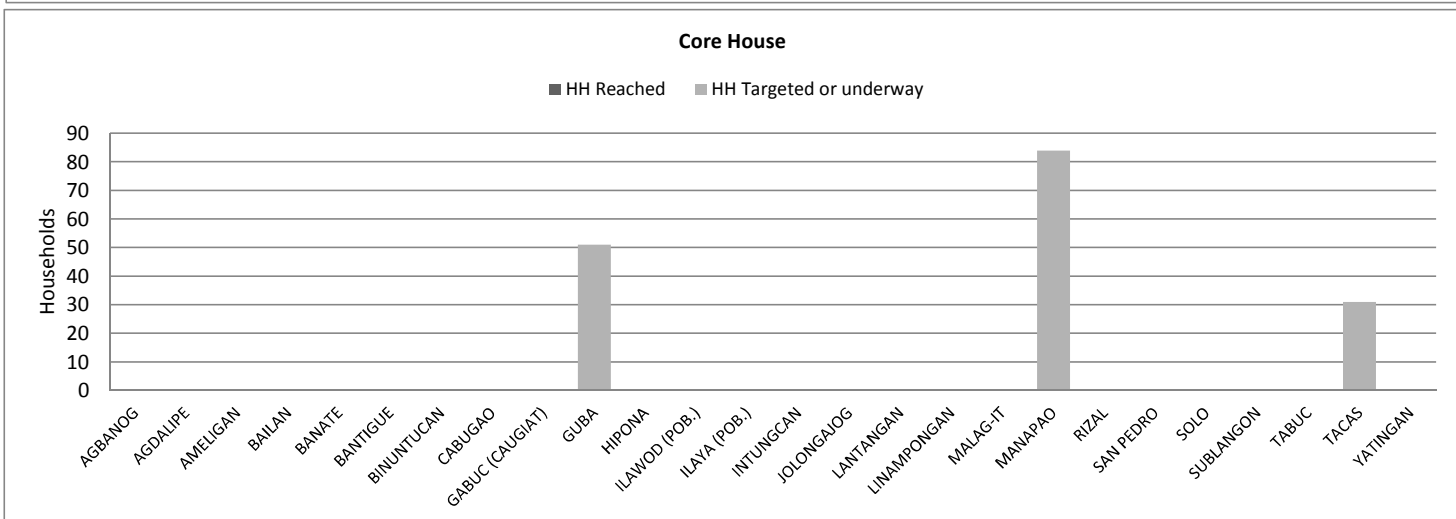
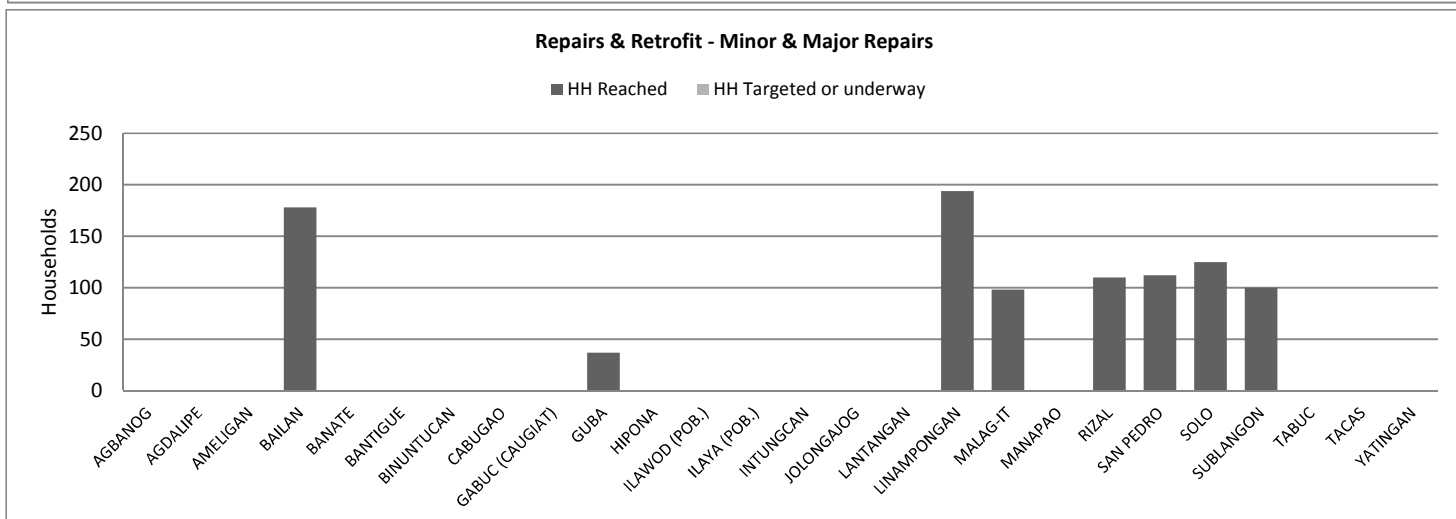
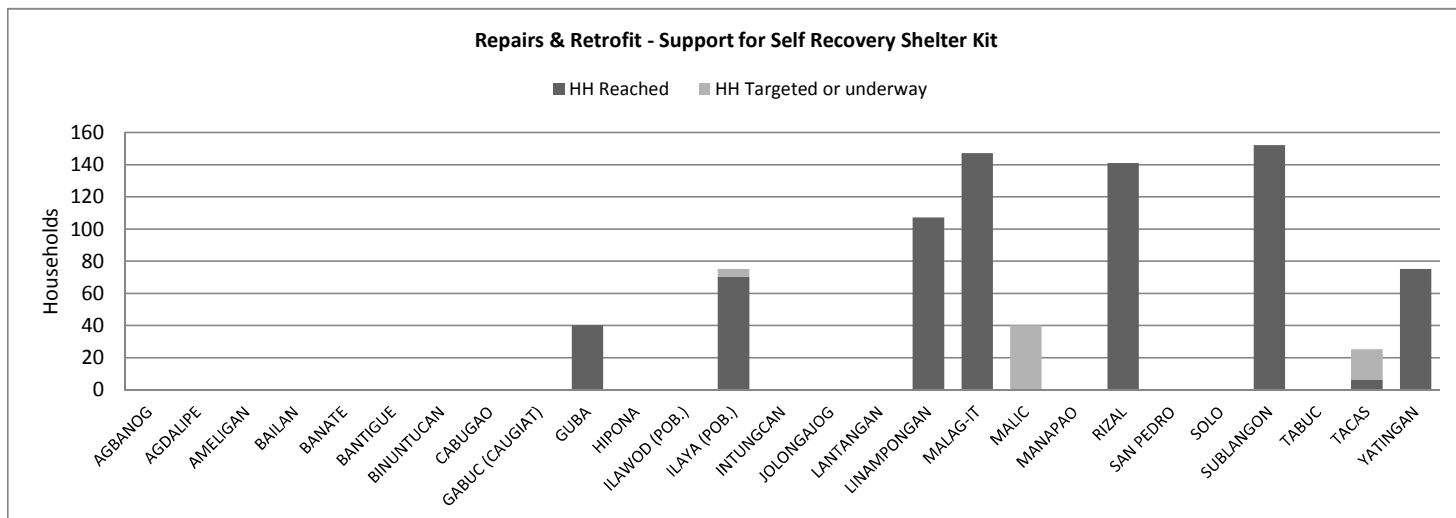
The graphs shown below represent the sum of households who have received (HH reached) or who will receive (HH targeted or underway) recovery shelter support by HSWG partner agencies. Numbers reached are those reported to the HSWG by 6th October 2014. Household number do not represent the total needs by Barangay - for this, consult with relevant Barangay or Municipality. PLEASE NOTE - scale differs in each graph.

For explanation of intervention types, please see Shelter Cluster Recovery guidelines:

<https://www.sheltercluster.org/Asia/Philippines/Typhoon%20Haiyan%202013/Documents/Recovery%20Shelter%20Guidelines.pdf>

The full data set of HSWG data can be found here:

<https://www.sheltercluster.org/Asia/Philippines/Typhoon%20Haiyan%202013/Documents/20141003%20HSWG%20Database%20for%20website.xlsx>





PONTEVEDRA - HSWG Partner reporting

Recovery Shelter activities (as of 06-OCT-2014)

Interventions By AGENCIES

The data shown below represent the sum of households who have received (HH reached) or who will receive (HH targeted or underway) recovery shelter support by HSWG partner agencies. Numbers reached are those reported to the HSWG by 6th October 2014. The full data set of HSWG data can be found [here](https://www.sheltercluster.org/Asia/Philippines/Typhoon%20Haiyan%202013/Documents/20141003%20HSWG%20Database%20for%20website.xlsb):

<https://www.sheltercluster.org/Asia/Philippines/Typhoon%20Haiyan%202013/Documents/20141003%20HSWG%20Database%20for%20website.xlsb>

Agency	Temporary Shelter		Repairs & Retrofit		Core House		Permanent House		Total HH Reached	Total HH Targeted
	HH Reached	HH Targeted	HH Reached	HH Targeted	HH Reached	HH Targeted	HH Reached	HH Targeted		
CapizNED			12	76					12	76
CARE			1,155	1,155					1,155	1,155
HEKS - TFM					0	84			0	84
IOM			525	525					525	525
UN-Habitat					0	82			0	82
Grand Total			1,692	1,756	0	166			1,692	1,922



PONTEVEDRA - HSWG Partner reporting

Recovery Shelter activities (as of 06-OCT-2014)

Interventions By BARANGAYS

The data shown below represent the sum of households who have received (HH reached) or who will receive (HH targeted or underway) recovery shelter support by HSWG partner agencies. Numbers reached are those reported to the HSWG by 6th October 2014. The full data set of HSWG data can be found [here](https://www.sheltercluster.org/Asia/Philippines/Typhoon%20Haiyan%202013/Documents/20141003%20HSWG%20Database%20for%20website.xlsx):

<https://www.sheltercluster.org/Asia/Philippines/Typhoon%20Haiyan%202013/Documents/20141003%20HSWG%20Database%20for%20website.xlsx>

Barangay	Temporary Shelter		Repairs & Retrofit		Core House		Permanent House		Total HH Reached	Total HH Target
	HH Reached	HH Target	HH Reached	HH Target	HH Reached	HH Target	HH Reached	HH Target		
AGBANOG										
AGDALIPE										
AMELIGAN										
BAILAN			178	178					178	178
BANATE										
BANTIGUE										
BINUNTUCAN										
CABUGAO										
GABUC (CAUGIAT)										
GUBA			77	77	0	51			77	128
HIPONA										
ILAWOD (POB.)					0	0			0	0
ILAYA (POB.)			70	75					70	75
INTUNGCAN										
JOLONGAJOG										
LANTANGAN										
LINAMPONGAN			301	301					301	301
MALAG-IT			245	245					245	245
MALIC			0	40					0	40
MANAPAO					0	84			0	84
RIZAL			251	251					251	251
SAN PEDRO			112	112					112	112
SOLO			125	125					125	125
SUBLANGON			252	252					252	252
TABUC					0	0			0	0
TACAS			6	25	0	31			6	56
YATINGAN			75	75					75	75
Grand Total			1,692	1,756	0	166			1,692	1,922

**PONTEVEDRA - HSWG Partner reporting**

Recovery Shelter activities (as of 06-OCT-2014)

Interventions By BARANGAYS & AGENCIES

The data shown below represent the sum of households who have received (HH reached) or who will receive (HH targeted or underway) recovery shelter support by HSWG partner agencies. Numbers reached are those reported to the HSWG by 6th October 2014. The full data set of HSWG data can be found here:

<https://www.sheltercluster.org/Asia/Philippines/Typhoon%20Haiyan%202013/Documents/20141003%20HSWG%20Database%20for%20website.xlsx>

	Temporary Shelter		Repairs & Retrofit		Core House		Permanent House		Total HH Reached	Total HH Target
Barangays & Agency	HH Reached	HH Target	HH Reached	HH Target	HH Reached	HH Target	HH Reached	HH Target		
AGBANOG										
AGDALIPE										
AMELIGAN										
BAILAN			178	178					178	178
IOM			178	178					178	178
BANATE										
BANTIGUE										
BINUNTUCAN										
CABUGAO										
GABUC (CAUGIAT)										
GUBA			77	77	0	51			77	128
CARE			77	77					77	77
UN-Habitat					0	51			0	51
HIPONA										
ILAWOD (POB.)					0	0			0	0
UN-Habitat					0	0			0	0
ILAYA (POB.)			70	75					70	75
CapizNED			6	11					6	11
CARE			64	64					64	64
INTUNGCAN										
JOLONGAJOG										
LANTANGAN										
LINAMPONGAN			301	301					301	301
CARE			191	191					191	191
IOM			110	110					110	110
MALAG-IT			245	245					245	245
CARE			245	245					245	245
MALIC			0	40					0	40
CapizNED			0	40					0	40
MANAPAO					0	84			0	84
HEKS - TFM					0	84			0	84
RIZAL			251	251					251	251
CARE			251	251					251	251
SAN PEDRO			112	112					112	112
IOM			112	112					112	112
SOLO			125	125					125	125
IOM			125	125					125	125
SUBLANGON			252	252					252	252
CARE			252	252					252	252
TABUC					0	0			0	0
UN-Habitat					0	0			0	0
TACAS				25	0	31			6	56



PONTEVEDRA - HSWG Partner reporting

Recovery Shelter activities (as of 06-OCT-2014)

Interventions By BARANGAYS & AGENCIES

The data shown below represent the sum of households who have received (HH reached) or who will receive (HH targeted or underway) recovery shelter support by HSWG partner agencies. Numbers reached are those reported to the HSWG by 6th October 2014. The full data set of HSWG data can be found [here](https://www.sheltercluster.org/Asia/Philippines/Typhoon%20Haiyan%202013/Documents/20141003%20HSWG%20Database%20for%20website.xlsb):

<https://www.sheltercluster.org/Asia/Philippines/Typhoon%20Haiyan%202013/Documents/20141003%20HSWG%20Database%20for%20website.xlsb>

	Temporary Shelter		Repairs & Retrofit		Core House		Permanent House		Total HH Reached	Total HH Target
	HH Reached	HH Target	HH Reached	HH Target	HH Reached	HH Target	HH Reached	HH Target		
Barangays & Agency										
CapizNED			6	25					6	25
UN-Habitat					0	31			0	31
YATINGAN			75	75					75	75
CARE			75	75					75	75
Grand Total			1,692	1,756	0	166			1,692	1,922